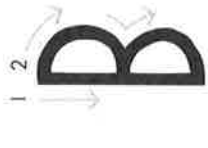


Capital Formation Chart



Big Line
Big Line
Little Line



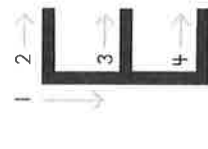
Big Line
Little Curve
Little Curve



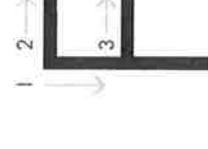
Big Curve



Big Line
Big Curve



Big Line
Little Line
Little Line
Little Line



Big Line
Little Line
Little Line



Big Curve
Little Line
Little Line



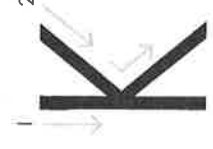
Big Line
Big Line
Little Line



Big Line
Little Line
Little Line



Big Line
Turn
Little Line



Big Line
Little Line
Little Line



Big Line
Little Line



Big Line
Big Line
Big Line
Big Line



Big Line
Big Line
Big Line



Big Curve
Go around



Big Line
Little Curve




Big Curve
Go around
Little Line



Big Line
Little Curve
Little Line



Little Curve
Turn
Little Curve



Big Line
Little Line



Big Line
Turn
Big Line



Big Line
Big Line



Big Line
Big Line
Big Line
Big Line



Big Line
Big Line



Little Line
Big Line



Little Line
Big Line
Little Line

Number Formation Chart



- 1 starts in the Starting Corner.**
- 1 makes a Big Line down.
- 1 stops in the corner.



- 6 starts in the Starting Corner.**
- 6 is a baby bear.
- 6 goes down to curl up in the corner.
- 6 is hibernating.



- 2 starts in the Starting Corner.**
- 2 makes a Big Curve.
- 2 stops in the corner.
- 2 walks away on the bottom.



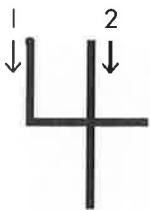
- 7 starts in the Starting Corner.**
- 7 makes a Little Line across the top.
- 7 says, "I better slide down."



- 3 starts in the Starting Corner.**
- 3 makes a Little Curve to the middle.
- 3 makes another Little Curve to the bottom corner.



- 8 is different.
- 8 doesn't like corners.
- 8 starts at the top center.
- 8 begins with S and then goes home.



- 4 starts in the Starting Corner.**
- 4 makes a Little Line down to the middle.
- 4 walks across the dark night.
- 4 jumps to the top and says, "I did it." (Big Line down)



- 9 is so special.
- 9 has its own corner.
- 9 makes a Little Curve and goes up to the corner.
- 9 makes a Big Line down.



- 5 starts in the Starting Corner.**
- 5 makes a Little Line down to the middle. It starts to rain.
- 5 makes a Little Curve around.
- 5 puts a Little Line on top to stop the rain.



- 10 uses two places.**
- 1 comes first.
- 0 is next.
- 0 starts at the top center.
- 10 is finished.

Where Do You Start Your Letters?

Chords

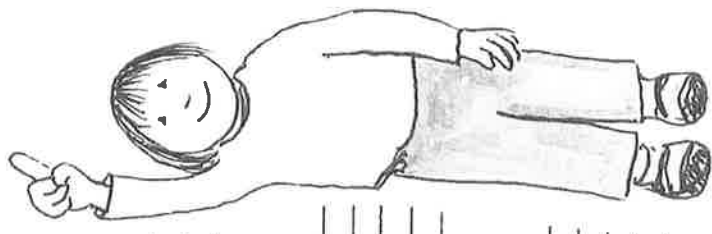
F = C F A

C7 = C E G B \flat

B \flat = F B \flat D

Tune: "If You're Happy and You Know It"

C7



4 4

Where do you start your letters? At the top!

F C7

Where do you start your letters? At the top!

B \flat

If you want to start a letter, then you

F C7

better better Remember to start it At the top!

F

Use this song when you're teaching or reviewing capitals.