


# I Know My Numbers

Dear Parents,

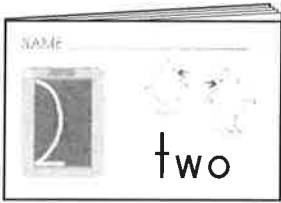
*Good news!* We are beginning to work with a series of booklets called *I Know My Numbers*. There are 10 individual booklets, one for each number **1-10**. Each booklet contains friendly information and activities to enjoy: numbers to trace, pictures to color, simple things to build, and the words for rhymes and finger plays. Your child will work on booklet **1** at school, and bring it home to use about two weeks later. At home you can enjoy number **1** activities while they begin number **2** in school. This will continue for all 10 booklets. Here is a preview of some activities you will see when booklets come home.

## ▶ Video Lesson


View the video lesson, Count 9 with *I Know My Numbers*, at [getsetforschool.com/videos](http://getsetforschool.com/videos).



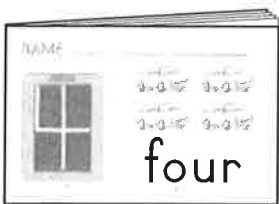
Explore **1** together as you find the number **1** on signs, elevators, and other locations. Stand on one foot, and count objects one by one. Children can practice writing **1** and talk about **first**. Children can color a star and learn, "Star light, star bright, **FIRST** star I see tonight..." They can play with one cap and one cup, putting the cup up and down, and the cap in, out, or on the cup.




Explore **2**, finding **2** in books and on clocks. Line up shoes and sort socks. Children can review **1** and practice writing **2**. They will learn "Two Little Dicky Birds" and "One, Two, Tie My Shoe." Parents can fold a paper bag and cut out a gingerbread boy with two sides. Children count ants marching two by two.



Explore **3**, finding **3** on keyboards and buses. Cut sandwiches into triangles and bite off three corners. Children review **1**, **2**, and practice writing **3**. Children learn, "Three Little Nickels" rhyme and "Three Little Pigs" story. They can find three wheels on a tricycle and three horns on a triceratops. With three cups, children can build a pyramid.




Explore **4** together, looking for furniture with four legs. Fold towels and dishcloths with four corners. Children can review **1**, **2**, **3** and practice writing **4**. They also learn "Four Currant Buns" and can cut four corners off a card. They use four straws to make squares and diamonds.

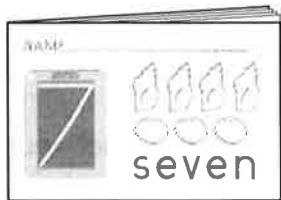


Explore **5** counting by fives at the table, and taking turns putting hands (5 fingers) on the table 5, 10, 15, 20. Count five toes too. Children review writing 1, 2, 3, 4, and practice writing 5. Children learn "The Beehive" and "Five Little Ducks", and color and count pentagons.

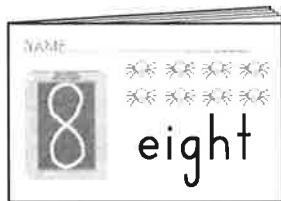
# I Know My Numbers




Explore **6** with three pairs of socks. Count the loose socks by ones, and then put them in pairs counting **2, 4, 6**. Children review writing **1-5**, and practice writing **6**. They use an empty egg carton and put in six eggs. They learn the names of six insects. With six cups, children can build a pyramid, with three, then two, then one on top.




Explore **7** using a calendar and count the first seven days of each month and say the seven days of the week. Children review **1-6**, and practice writing **7**. Put a 😊 on the top left corner of a door to signify where to start writing numbers. Then use a flashlight to write numbers on the door. Children learn "One Potato, Two Potato."



Explore **8**, finding eight sides on a STOP sign. Children can review **1-7** and carefully start **8** with Sammy Snake and letter **S**. Children can color an octopus with eight long legs. They will learn "Little Miss Muffet" and that spiders have eight legs. Color eight planets and find Earth. Children can take eight ants marching two by two.



Explore **9** by playing with nine square crackers and putting them in three rows of three to make a big square. Children can review **1-8** and practice writing **9**. Play Tic-Tac-Toe together in the book. Children can color nine different fruits, and take nine ants marching three by three.



Explore **10** with fingers and toes. Children will learn "One, Two, Tie my shoe.... up to Nine, Ten, A big fat hen." Children can also review **1-9** and practice writing **10**. Family members can put fingers in the air to count by tens. Children can build a pyramid with 10 cups: 4, then 3, then 2, and 1. They could also take 10 ants marching 2 by 2.